

DESCRIPTION

The Hybrid Mist Fireplace utilises advanced technology to atomise water vapour, creating a fine mist that can be electronically controlled. This mist is complemented by integrated LED lights in various colours, producing the illusion of real flames.

This burner can be implemented in various fireplace solutions; see the next page for details.

For households with small children or pets, where an open fire might be a concern, this fireplace offers an excellent alternative.

The Hybrid Mist Fireplace is available in three standard sizes.

DEMINERALISED WATER

For use and information, please visit: decoflame.com. Please be aware that it is essential to use demineralised water for proper use and gurantee of your

GENEREL INFORMATION

Manufactured in	Denmark
Flame levels	6 flame levels
Sensors	Temperature / Fuel Level / Spill
Power supply	220V - 240V, 50 Hz
Fuel type	USE ONLY demineralised water
Chimney	Not required
No Internal pump	Quiet / Maintenance-Free / Reliable
Finish	Standard black powder coating
Burner Top Plate Finish	2mm standard black powder coating
Glass Standard	Tempered diamond clear glass
Glass dimensions (mm)	Height: 70 / Thickness: 6
Glass Placement	The glass is placed in tailored glass holders
Application	Indoor use only



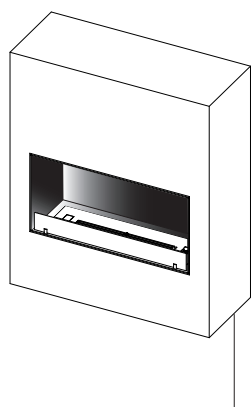
HYBRID MIST 720MM - 1120MM - OVERVIEW & OPBYGNINGSMULIGHEDER

720 - 1120MM

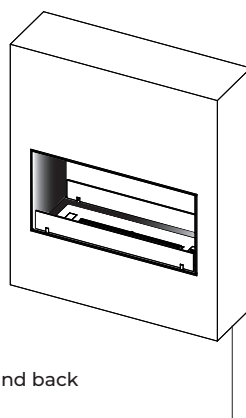
MODELL	Hybrid Mist 720	Hybrid Mist 920	Hybrid Mist 1120
Top plate size (mm)	L: 720 x D: 215	L: 920 x D: 215	L: 1120 x D: 215
Base box size incl. top plate (mm)	L: 682 x H: 214 x D: 190	L: 882 x H: 214 x D: 190	L: 1082 x H: 214 x D: 190
Flame tray size (mm)	500	700	900
Capacity (litres)	6	8	10
Fuel consumption (ml/h)	125	150	175
Burning time (hours)	> 48	> 53	> 57
Weight (kg)	14,5	18,5	23,5

CONSTRUCTION OPTIONS

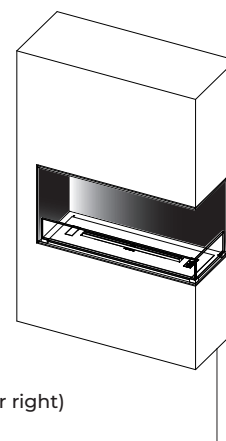
Hybrid Mist can be installed in various construction options. e.g.:



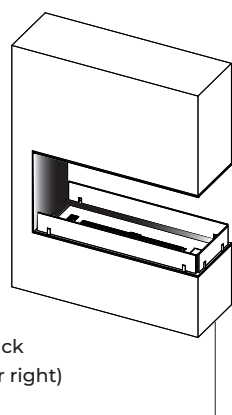
Open to front



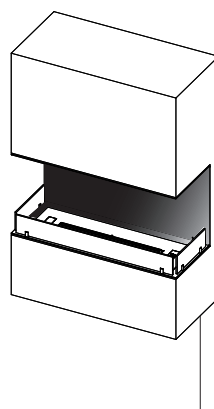
Open to front and back



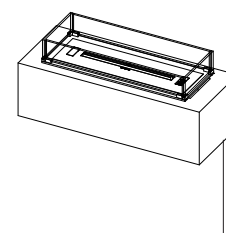
Open to front and 1 side (Left or right)



Open to front, back and 1 side (Left or right)



Open to front and 2 side



Single standing

DecoFlame advises the installation of glass shields to safeguard the mist from draughts, thereby maintaining its visibility and effectiveness. For certain specified solutions, the use of high glass panels or a glass door is also possible for some of the solutions. For further technical specifications and detailed information, please contact DecoFlame directly.